



District Report Card: 2017


State: Bihar	District: Jamui
Class: 3	Subject: Language
Schools: 61	Students: 1252


Participation/Coverage


Students

<div>GENDER</div> <div></div>	Boys		Girls	
	Number	%	Number	%
	575	45.93	677	54.07

<div>AREA</div> <div></div>	Rural		Urban	
	Number	%	Number	%
	1173	93.69	79	6.31

<div>CATEGORY</div> <div></div>	SC		ST		OBC		GEN	
	Number	%	Number	%	Number	%	Number	%
	273	21.81	73	5.83	861	68.77	45	3.59

<div>CWSN</div> <div></div>	LD	VI	HI	S&LD	ID	Oth
	0	2	1	0	2	0

<div>Management</div> <div></div>	Government		Government-aided	
	Number	%	Number	%
	1252	100.00	0	0.00

Average Performance of Students in Language (%)

Overall	Gender		Area		Management		Social Group			
	Male	Female	Rural	Urban	Govt.	Aided	SC	ST	OBC	GEN
71.95	71.12	72.66	71.24	82.53	71.95	0.00	70.40	67.58	72.34	81.04

Performance on Learning Outcomes (LOs)

Learning Outcomes	Description	Average Performance(%)
L304	Reads small texts with comprehension i.e., identifies main ideas, details, sequence and draws conclusions	72.90
L312	Reads printed scripts on the classroom walls: poems, posters, charts etc.	70.06

Range of Performance of Students who Answered Correctly							
Below 30%		30% - 50%		50% - 75%		Above 75%	
Number	%	Number	%	Number	%	Number	%
53	4.23	161	12.86	404	32.27	634	50.64

Lowest Performing Learning Outcomes (LOs)

1 - Reads printed scripts on the classroom walls: poems, posters, charts etc. (70.06)

2 - Reads small texts with comprehension i.e., identifies main ideas, details, sequence and draws conclusions (72.90)